

Scaled data based on original data using  
LM-79-08 Approved Method: Electrical and Photometric Measurements of Solid-  
State Lighting Products

Test Report Prepared for  
Cooper Lighting Solutions  
(formerly Eaton)

Brand: McGRAW-EDISON

Report Number: P226918

Luminaire Tested: **ISW-AF-800-LED-E1-SL3-7050**

Issue Date: 3/3/2020

**Test Information**

Test Method: LM-79-08  
Report Number: P226918  
TEST IS SCALED FROM IESNA LM-79-08 TEST DATA (P35946)  
Test Lab: INNOVATION CENTER-P3  
Issue Date: 3/3/2020  
Manufacturer: COOPER LIGHTING SOLUTIONS (FORMERLY EATON)  
Product Line: MCGRAW-EDISON  
Catalog Number: ISW-AF-800-LED-E1-SL3-7050  
Description: IMPACT ELITE LED WEDGE LUMINAIRE  
LIGHT SQUARE WITH ACCULED OPTICS-TYPE III W/SPILL CONTROL  
Light Source: (16) 5000K CCT, 70 CRI LEDs  
Ballast/Driver: ELECTRONIC DRIVER

**Summary**

Lumens per Lamp: N/A  
Luminaire Lumens: 4849.4 lumens  
Efficiency: N/A  
Efficacy: 111.5 lumens/watt  
Luminous Opening: Rectangular (W 0.5' x L: 0.5' x H: 0')  
IES Classification: Type II - Short - Semi-Cutoff  
BUG Rating: B1 - U1 - G1

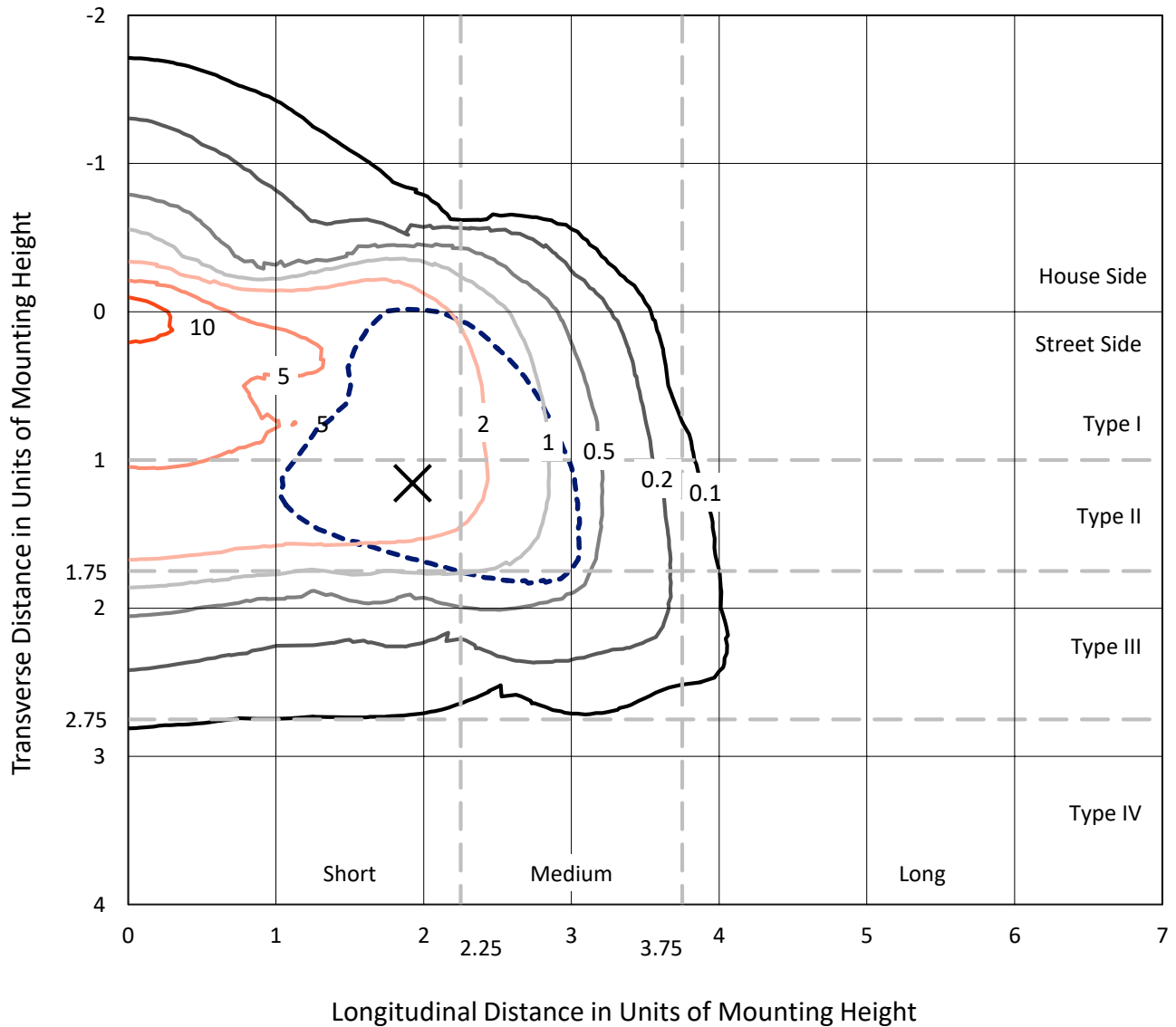
Input Watts (W): 43.5  
Input Voltage (V): 120  
Input Current (Ain): NR  
Voltage Rise (V): NR  
Power Factor: NR  
Total Harmonic Distortion (THDi): NR  
Frequency (hertz): 60  
Stabilization Time: NR  
Operation Time: NR  
Ambient Temperature (°C): NR  
Test Distance: 25 FT



REPORT NUMBER: P226918  
 CATALOG NUMBER: ISW-AF-800-LED-E1-SL3-7050

### Iso-Footcandle Lines of Horizontal Illumination

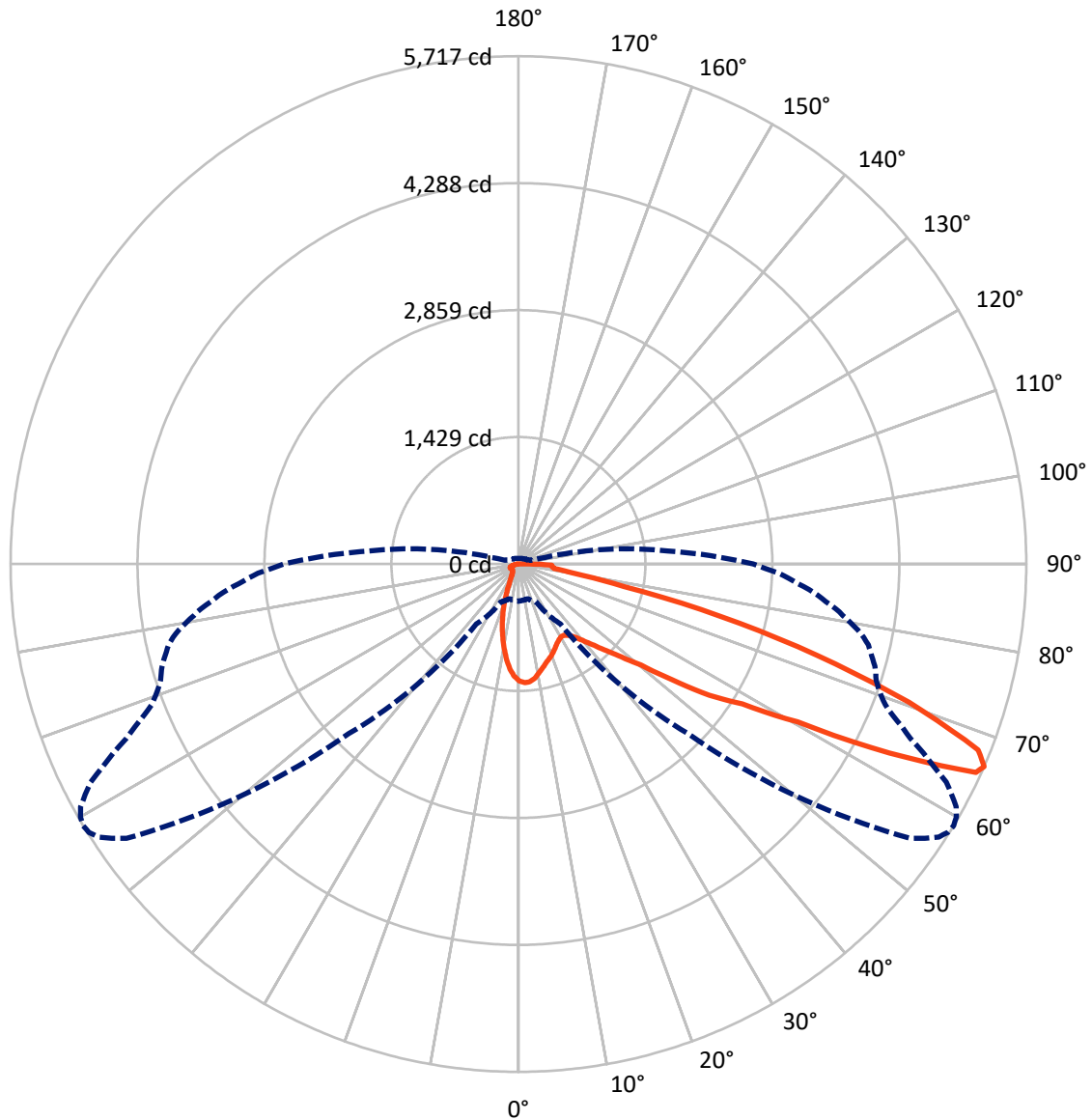
× Max cd  
 - - - 1/2 Max cd



Based on 10 foot mounting height. Maximum calculated value = 13.2 fc  
 Type II - Short - Semi-Cutoff

REPORT NUMBER: P226918  
CATALOG NUMBER: ISW-AF-800-LED-E1-SL3-7050

### Luminous Intensity Polar Plot



— Vertical Plane Through 59-Deg Lateral    - - - Horizontal Cone Through 66-Deg Vertical

REPORT NUMBER: P226918

CATALOG NUMBER: ISW-AF-800-LED-E1-SL3-7050

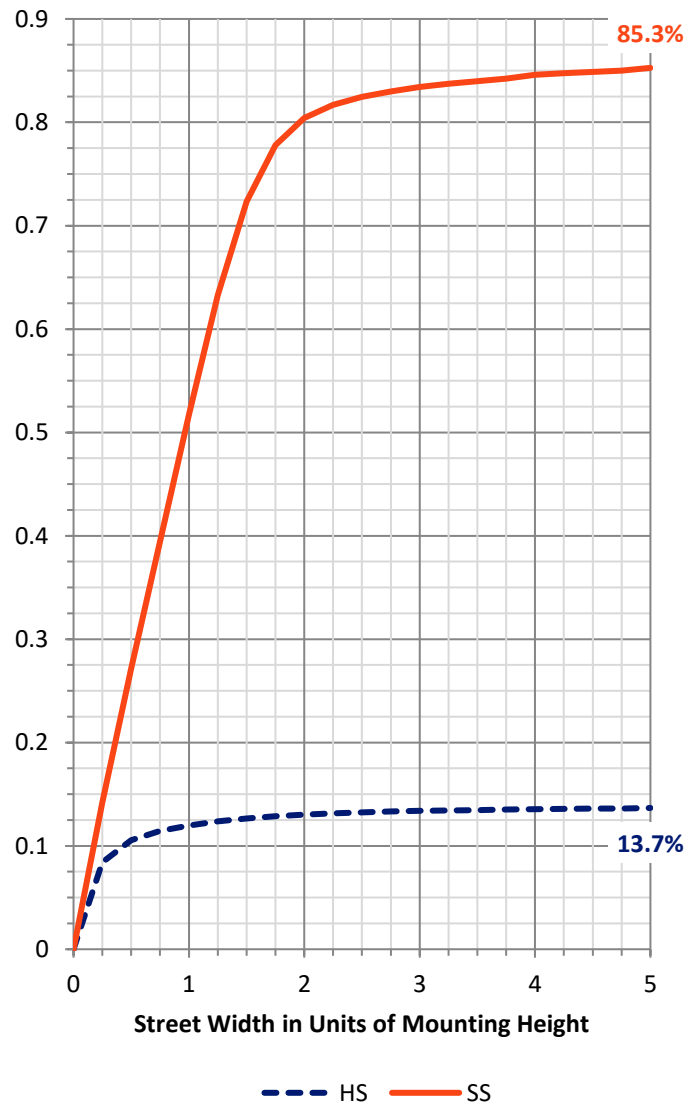
**FLUX DISTRIBUTION:**

		Downward	Upward	Total
<b>House Side</b>	Lumens	672.8	0.3	673.1
	% Fixture	13.9	0.0	13.9
<b>Street Side</b>	Lumens	4174.5	1.8	4176.3
	% Fixture	86.1	0.0	86.1
<b>Total</b>	Lumens	4847.4	2.1	4849.4
	% Fixture	100.0	0.0	100.0

**ZONAL LUMENS:**

Zone	Lumens	% Fixture
0°-10°	112.3	2.3
10°-20°	237.2	4.9
20°-30°	297.6	6.1
30°-40°	407.1	8.4
40°-50°	654.9	13.5
50°-60°	1138.1	23.5
60°-70°	1382.8	28.5
70°-80°	515.8	10.6
80°-90°	101.5	2.1
90°-100°	2.1	0.0
100°-110°	0.0	0.0
110°-120°	0.0	0.0
120°-130°	0.0	0.0
130°-140°	0.0	0.0
140°-150°	0.0	0.0
150°-160°	0.0	0.0
160°-170°	0.0	0.0
170°-180°	0.0	0.0
0°-90°	4847.4	100.0
0°-180°	4849.4	100.0

**Coefficient of Utilization**



REPORT NUMBER: P226918

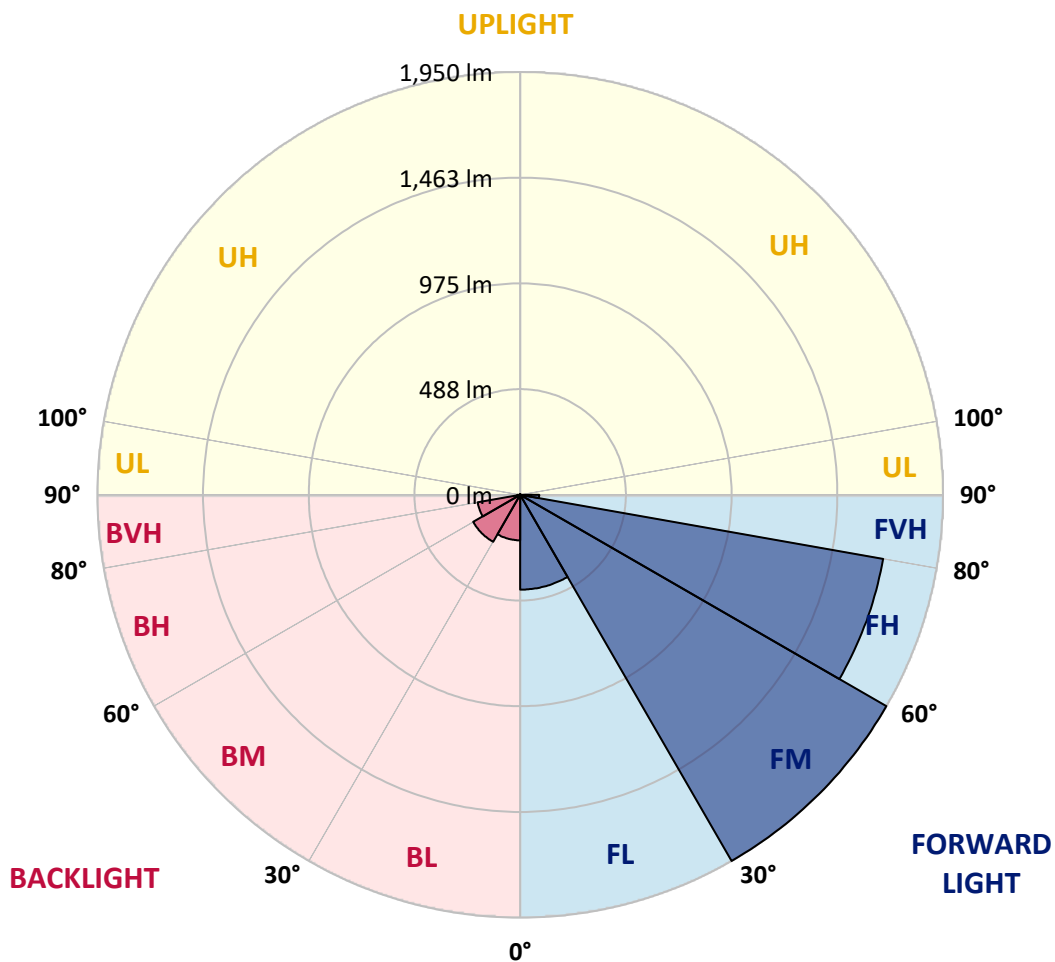
CATALOG NUMBER: ISW-AF-800-LED-E1-SL3-7050

**LUMINAIRE CLASSIFICATION SYSTEM LUMEN TABLE AND BUG RATING:**

Zone		Lumens	% Fixture	Zone Rating/Lumen Limit		
				B	U	G
FL	(0°-30°)	437.3	9.0			
FM	(30°-60°)	1950.0	40.2			
FH	(60°-80°)	1699.7	35.0			G1/1800
FVH	(80°-90°)	87.5	1.8			G1/100
BL	(0°-30°)	209.8	4.3	B1/500		
BM	(30°-60°)	250.1	5.2	B1/1000		
BH	(60°-80°)	199.0	4.1	B1/500		G1/500
BVH	(80°-90°)	13.9	0.3			G1/100
UL	(90°-100°)	2.1	0.0		U1/10	
UH	(100°-180°)	0.3	0.0		U1/10	

**BUG Rating: B1-U1-G1**

Type II Short





REPORT NUMBER: P226918

CATALOG NUMBER: ISW-AF-800-LED-E1-SL3-7050

**CANDELA DISTRIBUTION (FULL):**

	0°	5°	15°	25°	35°	45°	55°	56°	57°	58°	59°
0°	1317.4	1317.4	1317.4	1317.4	1317.4	1317.4	1317.4	1317.4	1317.4	1317.4	1317.4
2.5°	1351.6	1347.2	1355.4	1352.4	1354.6	1343.5	1341.2	1339.0	1340.5	1338.3	1338.3
5°	1319.7	1317.4	1327.1	1332.3	1336.8	1335.3	1334.5	1334.5	1335.3	1330.1	1330.8
7.5°	1226.0	1224.5	1237.9	1247.6	1269.1	1281.8	1298.1	1298.9	1300.3	1298.1	1302.6
10°	1126.4	1130.8	1142.7	1158.3	1190.3	1209.6	1240.9	1246.8	1249.0	1249.8	1250.5
12.5°	1031.2	1026.7	1041.6	1071.4	1114.5	1145.7	1185.1	1188.1	1191.8	1197.0	1202.2
15°	946.5	951.7	963.6	994.8	1040.1	1084.0	1135.3	1138.3	1145.7	1150.2	1157.6
17.5°	888.5	888.5	901.8	930.8	973.2	1029.0	1093.7	1098.9	1104.8	1110.8	1118.9
20°	859.5	859.5	864.7	881.8	918.9	972.5	1050.5	1056.5	1066.9	1073.6	1084.7
22.5°	857.2	856.5	855.7	859.5	881.8	923.4	1004.4	1012.6	1021.5	1032.0	1041.6
25°	881.0	883.3	874.3	868.4	870.6	889.9	960.6	965.0	982.1	988.8	1000.7
27.5°	915.2	918.9	911.5	902.6	889.2	876.6	923.4	930.8	942.0	953.1	968.0
30°	964.3	963.6	962.8	956.9	930.8	891.4	912.3	917.5	927.1	936.0	948.7
32.5°	1017.1	1023.0	1027.5	1024.5	997.8	930.8	927.9	932.3	941.2	946.5	954.6
35°	1085.5	1088.5	1105.6	1105.6	1078.8	1001.5	971.7	975.4	979.9	982.1	988.1
37.5°	1160.6	1171.0	1196.3	1211.1	1169.5	1089.2	1040.9	1040.9	1043.1	1044.6	1048.3
40°	1247.6	1262.4	1297.4	1325.6	1298.9	1198.5	1131.6	1138.3	1136.0	1133.1	1141.2
42.5°	1348.7	1365.0	1407.4	1434.2	1418.6	1330.1	1253.5	1249.0	1255.7	1246.8	1249.8
45°	1466.1	1478.8	1521.9	1550.2	1562.8	1491.4	1413.4	1404.4	1404.4	1385.1	1393.3
47.5°	1571.7	1575.4	1617.1	1666.9	1707.8	1709.3	1599.2	1593.3	1579.2	1566.5	1563.5
50°	1669.9	1681.0	1707.8	1762.1	1847.6	1921.9	1855.0	1836.4	1820.8	1773.9	1788.1
52.5°	1840.1	1861.7	1878.8	1911.5	2012.6	2163.5	2246.1	2217.1	2213.3	2171.0	2161.3
55°	1872.1	1874.3	1930.8	2119.7	2357.6	2466.1	2624.5	2623.7	2635.6	2622.3	2609.6
57.5°	1721.9	1704.1	1798.5	2047.5	2525.6	3083.2	3034.9	3040.1	3024.5	2983.6	2971.0
60°	1341.2	1356.1	1458.0	1775.4	2404.4	3481.7	3800.7	3706.3	3773.9	3667.6	3610.3
62.5°	754.6	737.5	806.7	1140.5	1972.5	3502.5	4843.8	4854.2	4886.9	4827.4	4687.7
65°	487.0	479.5	472.9	576.9	1182.1	3063.9	5420.7	5548.6	5625.2	5656.4	5658.6
66°	418.6	412.6	404.5	472.1	823.8	2699.6	5383.6	5520.4	5642.3	5700.3	5717.4
67.5°	356.1	347.2	345.7	391.1	573.2	2094.4	5028.9	5243.8	5351.6	5501.8	5583.5
70°	272.1	267.7	281.0	337.5	440.1	985.9	4007.4	4287.7	4473.5	4591.0	4666.8
72.5°	228.2	226.8	245.3	308.5	417.1	559.1	2805.2	3106.3	3300.3	3412.6	3516.7
75°	178.4	179.9	204.5	294.4	414.9	487.0	1629.7	1916.7	2029.7	2206.7	2342.0
77.5°	133.8	132.3	151.7	237.9	404.5	493.7	846.8	965.8	1089.9	1179.9	1212.6
80°	93.7	95.2	108.5	163.6	315.2	507.8	527.9	555.4	581.4	610.4	616.3
82.5°	62.5	63.2	80.3	112.3	218.6	484.8	492.9	480.3	460.2	434.9	407.4
85°	37.9	39.4	57.2	75.8	169.5	438.7	510.0	476.6	446.1	412.6	379.2
87.5°	19.3	21.6	34.2	44.6	100.4	216.4	530.8	506.3	464.7	413.4	376.2
90°	5.2	5.2	7.4	11.2	20.1	43.9	133.8	120.4	60.2	114.5	56.5
92.5°	0.0	0.0	0.0	0.0	0.0	0.0	0.0	0.0	0.0	0.0	0.0
95°	0.0	0.0	0.0	0.0	0.0	0.0	0.0	0.0	0.0	0.0	0.0
97.5°	0.0	0.0	0.0	0.0	0.0	0.0	0.0	0.0	0.0	0.0	0.0
100°	0.0	0.0	0.0	0.0	0.0	0.0	0.0	0.0	0.0	0.0	0.0
102.5°	0.0	0.0	0.0	0.0	0.0	0.0	0.0	0.0	0.0	0.0	0.0
105°	0.0	0.0	0.0	0.0	0.0	0.0	0.0	0.0	0.0	0.0	0.0
107.5°	0.0	0.0	0.0	0.0	0.0	0.0	0.0	0.0	0.0	0.0	0.0



REPORT NUMBER: P226918

CATALOG NUMBER: ISW-AF-800-LED-E1-SL3-7050

**CANDELA DISTRIBUTION (continued):**

	0°	5°	15°	25°	35°	45°	55°	56°	57°	58°	59°
110°	0.0	0.0	0.0	0.0	0.0	0.0	0.0	0.0	0.0	0.0	0.0
112.5°	0.0	0.0	0.0	0.0	0.0	0.0	0.0	0.0	0.0	0.0	0.0
115°	0.0	0.0	0.0	0.0	0.0	0.0	0.0	0.0	0.0	0.0	0.0
117.5°	0.0	0.0	0.0	0.0	0.0	0.0	0.0	0.0	0.0	0.0	0.0
120°	0.0	0.0	0.0	0.0	0.0	0.0	0.0	0.0	0.0	0.0	0.0
122.5°	0.0	0.0	0.0	0.0	0.0	0.0	0.0	0.0	0.0	0.0	0.0
125°	0.0	0.0	0.0	0.0	0.0	0.0	0.0	0.0	0.0	0.0	0.0
127.5°	0.0	0.0	0.0	0.0	0.0	0.0	0.0	0.0	0.0	0.0	0.0
130°	0.0	0.0	0.0	0.0	0.0	0.0	0.0	0.0	0.0	0.0	0.0
132.5°	0.0	0.0	0.0	0.0	0.0	0.0	0.0	0.0	0.0	0.0	0.0
135°	0.0	0.0	0.0	0.0	0.0	0.0	0.0	0.0	0.0	0.0	0.0
137.5°	0.0	0.0	0.0	0.0	0.0	0.0	0.0	0.0	0.0	0.0	0.0
140°	0.0	0.0	0.0	0.0	0.0	0.0	0.0	0.0	0.0	0.0	0.0
142.5°	0.0	0.0	0.0	0.0	0.0	0.0	0.0	0.0	0.0	0.0	0.0
145°	0.0	0.0	0.0	0.0	0.0	0.0	0.0	0.0	0.0	0.0	0.0
147.5°	0.0	0.0	0.0	0.0	0.0	0.0	0.0	0.0	0.0	0.0	0.0
150°	0.0	0.0	0.0	0.0	0.0	0.0	0.0	0.0	0.0	0.0	0.0
152.5°	0.0	0.0	0.0	0.0	0.0	0.0	0.0	0.0	0.0	0.0	0.0
155°	0.0	0.0	0.0	0.0	0.0	0.0	0.0	0.0	0.0	0.0	0.0
157.5°	0.0	0.0	0.0	0.0	0.0	0.0	0.0	0.0	0.0	0.0	0.0
160°	0.0	0.0	0.0	0.0	0.0	0.0	0.0	0.0	0.0	0.0	0.0
162.5°	0.0	0.0	0.0	0.0	0.0	0.0	0.0	0.0	0.0	0.0	0.0
165°	0.0	0.0	0.0	0.0	0.0	0.0	0.0	0.0	0.0	0.0	0.0
167.5°	0.0	0.0	0.0	0.0	0.0	0.0	0.0	0.0	0.0	0.0	0.0
170°	0.0	0.0	0.0	0.0	0.0	0.0	0.0	0.0	0.0	0.0	0.0
172.5°	0.0	0.0	0.0	0.0	0.0	0.0	0.0	0.0	0.0	0.0	0.0
175°	0.0	0.0	0.0	0.0	0.0	0.0	0.0	0.0	0.0	0.0	0.0
177.5°	0.0	0.0	0.0	0.0	0.0	0.0	0.0	0.0	0.0	0.0	0.0
180°	0.0	0.0	0.0	0.0	0.0	0.0	0.0	0.0	0.0	0.0	0.0





REPORT NUMBER: P226918  
 CATALOG NUMBER: ISW-AF-800-LED-E1-SL3-7050

**CANDELA DISTRIBUTION (continued):**

	60°	61°	62°	63°	64°	65°	66°	67°	68°	69°	70°
0°	1317.4	1317.4	1317.4	1317.4	1317.4	1317.4	1317.4	1317.4	1317.4	1317.4	1317.4
2.5°	1337.5	1339.0	1337.5	1335.3	1337.5	1335.3	1334.5	1333.8	1334.5	1333.1	1332.3
5°	1330.8	1332.3	1332.3	1327.9	1327.1	1330.1	1325.6	1327.1	1325.6	1324.1	1321.2
7.5°	1298.9	1299.6	1300.3	1297.4	1299.6	1299.6	1298.1	1298.1	1296.6	1297.4	1294.4
10°	1254.3	1257.2	1260.2	1258.7	1258.0	1264.7	1261.7	1263.9	1263.9	1261.7	1262.4
12.5°	1205.9	1211.1	1214.8	1214.8	1217.8	1225.3	1224.5	1226.0	1231.9	1231.9	1229.7
15°	1161.3	1166.5	1172.5	1176.9	1182.9	1188.1	1191.8	1197.7	1200.7	1200.7	1204.4
17.5°	1126.4	1133.8	1140.5	1142.7	1150.9	1159.8	1162.1	1169.5	1174.0	1176.2	1180.6
20°	1092.2	1100.4	1108.5	1116.0	1123.4	1133.8	1139.0	1143.5	1150.9	1155.4	1162.1
22.5°	1052.0	1064.7	1075.1	1084.0	1096.6	1105.6	1116.0	1123.4	1132.3	1139.0	1144.2
25°	1014.1	1031.2	1045.3	1054.3	1071.4	1084.0	1096.6	1107.8	1118.9	1128.6	1136.0
27.5°	979.2	998.5	1015.6	1029.7	1048.3	1068.4	1081.0	1099.6	1114.5	1127.9	1136.8
30°	962.1	978.4	996.3	1012.6	1031.2	1056.5	1077.3	1101.1	1119.7	1136.8	1150.2
32.5°	965.8	980.7	996.3	1010.4	1029.7	1058.0	1079.5	1107.0	1134.6	1156.9	1174.0
35°	995.5	1008.9	1019.3	1032.0	1049.1	1070.6	1093.7	1122.7	1156.9	1186.6	1208.9
37.5°	1058.0	1061.7	1072.1	1081.8	1090.7	1110.8	1132.3	1156.9	1196.3	1227.5	1258.7
40°	1135.3	1145.0	1154.6	1159.1	1169.5	1182.1	1191.8	1217.8	1252.8	1293.7	1327.9
42.5°	1250.5	1254.3	1255.7	1257.2	1260.9	1269.9	1284.0	1307.8	1342.0	1378.4	1416.3
45°	1379.9	1384.4	1388.8	1391.1	1385.9	1391.1	1405.9	1417.1	1450.5	1484.7	1533.1
47.5°	1559.1	1545.7	1539.0	1547.9	1543.5	1554.6	1561.3	1568.0	1608.2	1649.0	1689.9
50°	1788.8	1780.6	1770.2	1771.0	1779.2	1771.7	1776.2	1800.7	1814.1	1848.3	1902.6
52.5°	2156.1	2130.8	2091.4	2074.3	2084.0	2078.0	2080.3	2085.5	2076.5	2108.5	2154.6
55°	2609.6	2576.9	2550.9	2536.0	2481.0	2476.5	2440.1	2426.7	2397.7	2428.2	2417.8
57.5°	2933.0	2912.2	2898.8	2854.2	2828.9	2778.4	2763.5	2745.7	2705.5	2725.6	2743.4
60°	3557.6	3483.2	3457.9	3379.9	3353.8	3305.5	3243.8	3213.3	3192.5	3211.8	3199.9
62.5°	4599.9	4496.6	4476.5	4291.4	4246.0	4134.5	4018.5	4002.9	3937.5	3896.6	3886.9
65°	5617.7	5469.8	5359.0	5156.8	5020.0	4860.9	4683.9	4554.6	4421.5	4354.6	4266.1
66°	5693.6	5634.8	5523.3	5405.1	5205.9	5031.9	4831.1	4691.4	4541.9	4424.5	4348.6
67.5°	5564.2	5533.0	5493.6	5413.3	5288.4	5126.3	4936.0	4757.5	4577.6	4439.3	4318.1
70°	4703.3	4737.5	4782.1	4761.3	4689.9	4626.7	4458.7	4359.0	4223.7	4042.3	3968.0
72.5°	3550.1	3641.6	3610.3	3492.9	3437.9	3394.0	3333.0	3266.1	3072.1	3049.8	2962.0
75°	2284.0	2253.5	2273.6	2130.8	2033.4	1993.3	1848.3	1788.8	1643.1	1548.7	1476.6
77.5°	1203.7	1144.2	1098.1	972.5	882.5	829.7	759.1	675.8	547.9	540.5	423.8
80°	558.4	513.0	471.4	427.5	383.6	325.6	282.5	230.5	203.7	174.7	162.8
82.5°	379.2	350.2	324.9	295.9	262.4	222.3	191.8	162.8	139.0	124.9	113.8
85°	343.5	312.3	284.0	247.6	212.6	179.2	146.5	121.2	98.9	86.2	78.8
87.5°	333.8	295.2	265.4	226.0	191.8	157.6	126.4	98.1	76.6	62.5	53.5
90°	42.4	45.4	32.7	31.2	13.4	17.1	12.6	7.4	8.2	5.9	6.7
92.5°	0.0	0.0	0.0	0.0	0.0	0.0	0.0	0.0	0.0	0.0	0.0
95°	0.0	0.0	0.0	0.0	0.0	0.0	0.0	0.0	0.0	0.0	0.0
97.5°	0.0	0.0	0.0	0.0	0.0	0.0	0.0	0.0	0.0	0.0	0.0
100°	0.0	0.0	0.0	0.0	0.0	0.0	0.0	0.0	0.0	0.0	0.0
102.5°	0.0	0.0	0.0	0.0	0.0	0.0	0.0	0.0	0.0	0.0	0.0
105°	0.0	0.0	0.0	0.0	0.0	0.0	0.0	0.0	0.0	0.0	0.0
107.5°	0.0	0.0	0.0	0.0	0.0	0.0	0.0	0.0	0.0	0.0	0.0



REPORT NUMBER: P226918

CATALOG NUMBER: ISW-AF-800-LED-E1-SL3-7050

**CANDELA DISTRIBUTION (continued):**

	60°	61°	62°	63°	64°	65°	66°	67°	68°	69°	70°
110°	0.0	0.0	0.0	0.0	0.0	0.0	0.0	0.0	0.0	0.0	0.0
112.5°	0.0	0.0	0.0	0.0	0.0	0.0	0.0	0.0	0.0	0.0	0.0
115°	0.0	0.0	0.0	0.0	0.0	0.0	0.0	0.0	0.0	0.0	0.0
117.5°	0.0	0.0	0.0	0.0	0.0	0.0	0.0	0.0	0.0	0.0	0.0
120°	0.0	0.0	0.0	0.0	0.0	0.0	0.0	0.0	0.0	0.0	0.0
122.5°	0.0	0.0	0.0	0.0	0.0	0.0	0.0	0.0	0.0	0.0	0.0
125°	0.0	0.0	0.0	0.0	0.0	0.0	0.0	0.0	0.0	0.0	0.0
127.5°	0.0	0.0	0.0	0.0	0.0	0.0	0.0	0.0	0.0	0.0	0.0
130°	0.0	0.0	0.0	0.0	0.0	0.0	0.0	0.0	0.0	0.0	0.0
132.5°	0.0	0.0	0.0	0.0	0.0	0.0	0.0	0.0	0.0	0.0	0.0
135°	0.0	0.0	0.0	0.0	0.0	0.0	0.0	0.0	0.0	0.0	0.0
137.5°	0.0	0.0	0.0	0.0	0.0	0.0	0.0	0.0	0.0	0.0	0.0
140°	0.0	0.0	0.0	0.0	0.0	0.0	0.0	0.0	0.0	0.0	0.0
142.5°	0.0	0.0	0.0	0.0	0.0	0.0	0.0	0.0	0.0	0.0	0.0
145°	0.0	0.0	0.0	0.0	0.0	0.0	0.0	0.0	0.0	0.0	0.0
147.5°	0.0	0.0	0.0	0.0	0.0	0.0	0.0	0.0	0.0	0.0	0.0
150°	0.0	0.0	0.0	0.0	0.0	0.0	0.0	0.0	0.0	0.0	0.0
152.5°	0.0	0.0	0.0	0.0	0.0	0.0	0.0	0.0	0.0	0.0	0.0
155°	0.0	0.0	0.0	0.0	0.0	0.0	0.0	0.0	0.0	0.0	0.0
157.5°	0.0	0.0	0.0	0.0	0.0	0.0	0.0	0.0	0.0	0.0	0.0
160°	0.0	0.0	0.0	0.0	0.0	0.0	0.0	0.0	0.0	0.0	0.0
162.5°	0.0	0.0	0.0	0.0	0.0	0.0	0.0	0.0	0.0	0.0	0.0
165°	0.0	0.0	0.0	0.0	0.0	0.0	0.0	0.0	0.0	0.0	0.0
167.5°	0.0	0.0	0.0	0.0	0.0	0.0	0.0	0.0	0.0	0.0	0.0
170°	0.0	0.0	0.0	0.0	0.0	0.0	0.0	0.0	0.0	0.0	0.0
172.5°	0.0	0.0	0.0	0.0	0.0	0.0	0.0	0.0	0.0	0.0	0.0
175°	0.0	0.0	0.0	0.0	0.0	0.0	0.0	0.0	0.0	0.0	0.0
177.5°	0.0	0.0	0.0	0.0	0.0	0.0	0.0	0.0	0.0	0.0	0.0
180°	0.0	0.0	0.0	0.0	0.0	0.0	0.0	0.0	0.0	0.0	0.0



REPORT NUMBER: P226918

CATALOG NUMBER: ISW-AF-800-LED-E1-SL3-7050

**CANDELA DISTRIBUTION (continued):**

	71°	72°	73°	74°	75°	76°	77°	78°	79°	80°	81°
0°	1317.4	1317.4	1317.4	1317.4	1317.4	1317.4	1317.4	1317.4	1317.4	1317.4	1317.4
2.5°	1330.8	1328.6	1330.8	1330.1	1327.1	1327.9	1328.6	1325.6	1324.1	1324.1	1323.4
5°	1318.9	1317.4	1318.9	1318.2	1313.7	1313.0	1313.0	1310.8	1307.8	1305.6	1304.1
7.5°	1290.7	1292.2	1291.4	1289.2	1287.0	1287.0	1284.7	1279.5	1276.6	1273.6	1270.6
10°	1258.7	1258.7	1259.5	1258.7	1255.0	1253.5	1250.5	1247.6	1248.3	1240.9	1234.9
12.5°	1230.5	1230.5	1229.7	1228.2	1226.0	1225.3	1225.3	1216.3	1214.1	1211.9	1205.2
15°	1203.7	1205.2	1205.2	1205.2	1201.5	1201.5	1197.7	1191.8	1191.8	1185.1	1178.4
17.5°	1182.9	1185.1	1184.4	1185.1	1185.9	1181.4	1174.7	1171.0	1166.5	1162.8	1153.9
20°	1165.0	1166.5	1167.3	1167.3	1165.0	1162.1	1156.1	1150.2	1147.2	1139.8	1128.6
22.5°	1148.7	1151.7	1152.4	1152.4	1149.4	1147.2	1141.2	1132.3	1126.4	1117.5	1107.0
25°	1142.0	1145.7	1143.5	1145.0	1142.0	1136.8	1128.6	1121.2	1112.2	1101.1	1089.9
27.5°	1144.2	1149.4	1147.9	1147.2	1143.5	1139.8	1129.3	1120.4	1110.0	1096.6	1082.5
30°	1157.6	1166.5	1162.8	1159.8	1159.1	1150.2	1140.5	1127.9	1116.0	1100.4	1084.0
32.5°	1182.9	1187.3	1188.1	1185.9	1182.1	1174.7	1161.3	1145.0	1131.6	1113.0	1093.7
35°	1224.5	1229.0	1227.5	1227.5	1223.8	1211.9	1195.5	1179.2	1160.6	1139.8	1119.7
37.5°	1282.5	1290.7	1289.2	1286.2	1281.8	1267.6	1255.0	1234.9	1214.1	1186.6	1163.5
40°	1355.4	1368.0	1379.2	1376.9	1366.5	1353.9	1342.0	1318.9	1298.1	1267.6	1242.4
42.5°	1453.5	1470.6	1484.7	1495.1	1490.7	1474.3	1453.5	1443.8	1414.1	1382.9	1356.9
45°	1579.2	1614.8	1627.5	1640.1	1640.1	1629.7	1625.3	1605.9	1574.7	1533.1	1508.5
47.5°	1745.0	1792.5	1806.7	1828.2	1840.9	1829.7	1821.5	1788.8	1768.0	1710.8	1704.8
50°	1946.4	1994.0	2032.7	2058.0	2054.2	2063.9	2044.6	2026.0	1997.0	1950.2	1933.8
52.5°	2203.7	2241.6	2276.5	2291.4	2307.0	2304.8	2300.3	2287.7	2251.3	2226.0	2184.3
55°	2467.6	2498.8	2541.2	2565.8	2585.8	2582.1	2565.0	2534.5	2541.2	2488.4	2465.4
57.5°	2768.0	2802.2	2848.3	2871.3	2880.2	2925.6	2914.4	2910.7	2898.1	2879.5	2855.7
60°	3284.7	3294.4	3332.3	3390.3	3461.7	3447.5	3465.4	3477.3	3486.2	3444.6	3441.6
62.5°	3900.3	3912.2	3944.9	3956.8	3967.2	3968.7	3944.9	3944.9	3904.0	3850.5	3808.9
65°	4236.4	4211.8	4189.5	4176.9	4149.4	4124.8	4089.1	4040.8	3971.7	3889.2	3814.8
66°	4284.7	4234.9	4205.9	4173.9	4130.0	4084.7	4042.3	3976.1	3895.1	3797.0	3698.8
67.5°	4237.8	4169.4	4101.8	4054.9	3994.0	3912.2	3837.9	3760.5	3684.0	3549.4	3457.9
70°	3810.3	3728.6	3654.2	3551.6	3455.0	3374.7	3246.8	3112.2	3001.4	2860.2	2770.2
72.5°	2829.7	2733.0	2636.4	2492.2	2351.6	2330.8	2170.2	2011.9	1927.1	1813.4	1721.9
75°	1397.7	1275.8	1102.6	1025.3	913.0	858.0	827.5	713.0	685.5	573.2	571.7
77.5°	394.8	339.0	301.1	262.4	246.1	234.2	193.3	185.1	168.0	165.1	155.4
80°	149.4	141.3	137.5	133.8	130.1	127.9	126.4	120.4	117.5	113.0	110.8
82.5°	107.8	104.8	98.1	95.9	92.9	88.5	87.7	84.0	81.8	77.3	75.8
85°	72.9	69.1	65.4	61.7	60.2	59.5	57.2	55.8	54.3	52.0	51.3
87.5°	49.1	45.4	40.9	39.4	38.7	39.4	40.1	38.7	37.9	36.4	35.7
90°	5.9	8.2	7.4	7.4	8.9	7.4	7.4	8.2	7.4	7.4	6.7
92.5°	0.0	0.0	0.0	0.0	0.0	0.0	0.0	0.0	0.0	0.0	0.0
95°	0.0	0.0	0.0	0.0	0.0	0.0	0.0	0.0	0.0	0.0	0.0
97.5°	0.0	0.0	0.0	0.0	0.0	0.0	0.0	0.0	0.0	0.0	0.0
100°	0.0	0.0	0.0	0.0	0.0	0.0	0.0	0.0	0.0	0.0	0.0
102.5°	0.0	0.0	0.0	0.0	0.0	0.0	0.0	0.0	0.0	0.0	0.0
105°	0.0	0.0	0.0	0.0	0.0	0.0	0.0	0.0	0.0	0.0	0.0
107.5°	0.0	0.0	0.0	0.0	0.0	0.0	0.0	0.0	0.0	0.0	0.0



REPORT NUMBER: P226918  
 CATALOG NUMBER: ISW-AF-800-LED-E1-SL3-7050

REPORT N  
 CATALOG

**CANDELA DISTRIBUTION (continued):**

**CANDELA**

	71°	72°	73°	74°	75°	76°	77°	78°	79°	80°	81°	
110°	0.0	0.0	0.0	0.0	0.0	0.0	0.0	0.0	0.0	0.0	0.0	0°
112.5°	0.0	0.0	0.0	0.0	0.0	0.0	0.0	0.0	0.0	0.0	0.0	2.5°
115°	0.0	0.0	0.0	0.0	0.0	0.0	0.0	0.0	0.0	0.0	0.0	5°
117.5°	0.0	0.0	0.0	0.0	0.0	0.0	0.0	0.0	0.0	0.0	0.0	7.5°
120°	0.0	0.0	0.0	0.0	0.0	0.0	0.0	0.0	0.0	0.0	0.0	10°
122.5°	0.0	0.0	0.0	0.0	0.0	0.0	0.0	0.0	0.0	0.0	0.0	12.5°
125°	0.0	0.0	0.0	0.0	0.0	0.0	0.0	0.0	0.0	0.0	0.0	15°
127.5°	0.0	0.0	0.0	0.0	0.0	0.0	0.0	0.0	0.0	0.0	0.0	17.5°
130°	0.0	0.0	0.0	0.0	0.0	0.0	0.0	0.0	0.0	0.0	0.0	20°
132.5°	0.0	0.0	0.0	0.0	0.0	0.0	0.0	0.0	0.0	0.0	0.0	22.5°
135°	0.0	0.0	0.0	0.0	0.0	0.0	0.0	0.0	0.0	0.0	0.0	25°
137.5°	0.0	0.0	0.0	0.0	0.0	0.0	0.0	0.0	0.0	0.0	0.0	27.5°
140°	0.0	0.0	0.0	0.0	0.0	0.0	0.0	0.0	0.0	0.0	0.0	30°
142.5°	0.0	0.0	0.0	0.0	0.0	0.0	0.0	0.0	0.0	0.0	0.0	32.5°
145°	0.0	0.0	0.0	0.0	0.0	0.0	0.0	0.0	0.0	0.0	0.0	35°
147.5°	0.0	0.0	0.0	0.0	0.0	0.0	0.0	0.0	0.0	0.0	0.0	37.5°
150°	0.0	0.0	0.0	0.0	0.0	0.0	0.0	0.0	0.0	0.0	0.0	40°
152.5°	0.0	0.0	0.0	0.0	0.0	0.0	0.0	0.0	0.0	0.0	0.0	42.5°
155°	0.0	0.0	0.0	0.0	0.0	0.0	0.0	0.0	0.0	0.0	0.0	45°
157.5°	0.0	0.0	0.0	0.0	0.0	0.0	0.0	0.0	0.0	0.0	0.0	47.5°
160°	0.0	0.0	0.0	0.0	0.0	0.0	0.0	0.0	0.0	0.0	0.0	50°
162.5°	0.0	0.0	0.0	0.0	0.0	0.0	0.0	0.0	0.0	0.0	0.0	52.5°
165°	0.0	0.0	0.0	0.0	0.0	0.0	0.0	0.0	0.0	0.0	0.0	55°
167.5°	0.0	0.0	0.0	0.0	0.0	0.0	0.0	0.0	0.0	0.0	0.0	57.5°
170°	0.0	0.0	0.0	0.0	0.0	0.0	0.0	0.0	0.0	0.0	0.0	60°
172.5°	0.0	0.0	0.0	0.0	0.0	0.0	0.0	0.0	0.0	0.0	0.0	62.5°
175°	0.0	0.0	0.0	0.0	0.0	0.0	0.0	0.0	0.0	0.0	0.0	65°
177.5°	0.0	0.0	0.0	0.0	0.0	0.0	0.0	0.0	0.0	0.0	0.0	66°
180°	0.0	0.0	0.0	0.0	0.0	0.0	0.0	0.0	0.0	0.0	0.0	67.5°
												70°
												72.5°
												75°
												77.5°
												80°
												82.5°
												85°
												87.5°
												90°
												92.5°
												95°
												97.5°
												100°
												102.5°
												105°
												107.5°



'226918  
 ISW-AF-800-LED-E1-SL3-7050

REPORT NUMBER: P226918  
 CATALOG NUMBER: ISW-AF-80

**TION (continued):**

**CANDELA DISTRIBUTION (con**

83°	84°	85°	86°	87°	88°	89°	90°	95°	105°		115°	125°
0.0	0.0	0.0	0.0	0.0	0.0	0.0	0.0	0.0	0.0	0°	1317.4	1317.4
0.0	0.0	0.0	0.0	0.0	0.0	0.0	0.0	0.0	0.0	2.5°	1274.3	1262.4
0.0	0.0	0.0	0.0	0.0	0.0	0.0	0.0	0.0	0.0	5°	1206.7	1179.9
0.0	0.0	0.0	0.0	0.0	0.0	0.0	0.0	0.0	0.0	7.5°	1115.2	1063.2
0.0	0.0	0.0	0.0	0.0	0.0	0.0	0.0	0.0	0.0	10°	1010.4	935.3
0.0	0.0	0.0	0.0	0.0	0.0	0.0	0.0	0.0	0.0	12.5°	901.8	805.9
0.0	0.0	0.0	0.0	0.0	0.0	0.0	0.0	0.0	0.0	15°	800.7	673.6
0.0	0.0	0.0	0.0	0.0	0.0	0.0	0.0	0.0	0.0	17.5°	694.4	537.5
0.0	0.0	0.0	0.0	0.0	0.0	0.0	0.0	0.0	0.0	20°	592.6	405.9
0.0	0.0	0.0	0.0	0.0	0.0	0.0	0.0	0.0	0.0	22.5°	477.3	284.8
0.0	0.0	0.0	0.0	0.0	0.0	0.0	0.0	0.0	0.0	25°	350.2	206.7
0.0	0.0	0.0	0.0	0.0	0.0	0.0	0.0	0.0	0.0	27.5°	249.8	165.1
0.0	0.0	0.0	0.0	0.0	0.0	0.0	0.0	0.0	0.0	30°	186.6	139.0
0.0	0.0	0.0	0.0	0.0	0.0	0.0	0.0	0.0	0.0	32.5°	149.4	120.4
0.0	0.0	0.0	0.0	0.0	0.0	0.0	0.0	0.0	0.0	35°	127.1	109.3
0.0	0.0	0.0	0.0	0.0	0.0	0.0	0.0	0.0	0.0	37.5°	113.8	101.9
0.0	0.0	0.0	0.0	0.0	0.0	0.0	0.0	0.0	0.0	40°	106.3	98.1
0.0	0.0	0.0	0.0	0.0	0.0	0.0	0.0	0.0	0.0	42.5°	101.9	94.4
0.0	0.0	0.0	0.0	0.0	0.0	0.0	0.0	0.0	0.0	45°	99.6	92.2
0.0	0.0	0.0	0.0	0.0	0.0	0.0	0.0	0.0	0.0	47.5°	98.1	89.2
0.0	0.0	0.0	0.0	0.0	0.0	0.0	0.0	0.0	0.0	50°	96.7	89.2
0.0	0.0	0.0	0.0	0.0	0.0	0.0	0.0	0.0	0.0	52.5°	97.4	90.7
0.0	0.0	0.0	0.0	0.0	0.0	0.0	0.0	0.0	0.0	55°	101.1	90.7
0.0	0.0	0.0	0.0	0.0	0.0	0.0	0.0	0.0	0.0	57.5°	107.1	90.7
0.0	0.0	0.0	0.0	0.0	0.0	0.0	0.0	0.0	0.0	60°	111.5	92.2
0.0	0.0	0.0	0.0	0.0	0.0	0.0	0.0	0.0	0.0	62.5°	113.0	95.2
0.0	0.0	0.0	0.0	0.0	0.0	0.0	0.0	0.0	0.0	65°	111.5	96.7
0.0	0.0	0.0	0.0	0.0	0.0	0.0	0.0	0.0	0.0	66°	110.0	96.7
0.0	0.0	0.0	0.0	0.0	0.0	0.0	0.0	0.0	0.0	67.5°	107.8	95.2
										70°	102.6	89.2
										72.5°	92.2	80.3
										75°	78.8	64.7
										77.5°	63.9	52.0
										80°	47.6	39.4
										82.5°	34.9	30.5
										85°	24.5	21.6
										87.5°	14.9	13.4
										90°	3.7	3.7
										92.5°	0.0	0.0
										95°	0.0	0.0
										97.5°	0.0	0.0
										100°	0.0	0.0
										102.5°	0.0	0.0
										105°	0.0	0.0
										107.5°	0.0	0.0



REPORT NUMBER: P226918

CATALOG NUMBER: ISW-AF-800-LED-E1-

00-LED-E1-SL3-7050

**tinued):**

135°	145°	155°	165°	175°	180°
1317.4	1317.4	1317.4	1317.4	1317.4	1317.4
1254.3	1253.5	1234.9	1231.2	1218.6	1225.3
1147.9	1135.3	1101.8	1095.1	1081.0	1077.3
1020.8	985.9	959.1	929.4	901.1	915.2
872.1	813.4	754.6	716.0	700.4	695.2
730.8	625.3	551.7	475.8	449.1	458.7
559.8	439.4	341.3	297.4	272.1	267.7
394.8	281.8	236.4	225.3	220.1	220.1
267.7	214.9	197.8	192.6	192.6	193.3
203.7	180.7	173.2	174.0	176.9	177.7
168.8	159.8	156.1	161.3	167.3	168.0
145.7	143.5	144.2	150.9	156.9	157.6
127.9	130.1	133.1	139.0	144.2	145.7
115.2	119.0	121.2	124.9	127.9	128.6
106.3	110.8	110.0	112.3	114.5	115.2
101.1	103.3	101.1	102.6	102.6	104.1
96.7	97.4	93.7	94.4	95.9	95.9
92.2	91.4	87.7	89.2	91.4	92.2
87.7	86.2	83.3	86.2	90.0	90.7
84.0	82.5	81.0	84.8	89.2	90.0
82.5	81.0	79.6	84.8	89.2	90.0
82.5	81.0	79.6	83.3	87.7	88.5
83.3	81.8	78.8	82.5	85.5	86.2
84.0	82.5	77.3	79.6	81.0	81.8
84.0	81.0	75.8	76.6	76.6	77.3
82.5	78.8	72.9	72.9	72.1	72.1
82.5	75.8	69.9	68.4	66.9	66.9
81.8	75.1	69.1	66.9	64.7	64.7
80.3	73.6	67.7	64.7	62.5	62.5
75.1	70.6	63.9	61.0	58.7	58.0
66.9	64.7	59.5	57.2	55.0	54.3
56.5	57.2	54.3	52.8	50.6	49.8
47.6	49.1	47.6	46.8	45.4	44.6
37.9	40.9	39.4	39.4	40.1	38.7
29.0	32.7	31.2	32.7	34.2	32.0
20.1	23.8	23.8	24.5	25.3	23.8
12.6	15.6	14.9	15.6	15.6	14.9
3.0	5.2	3.0	4.5	3.7	3.0
0.0	0.0	0.0	0.0	0.0	0.0
0.0	0.0	0.0	0.0	0.0	0.0
0.0	0.0	0.0	0.0	0.0	0.0
0.0	0.0	0.0	0.0	0.0	0.0
0.0	0.0	0.0	0.0	0.0	0.0
0.0	0.0	0.0	0.0	0.0	0.0
0.0	0.0	0.0	0.0	0.0	0.0
0.0	0.0	0.0	0.0	0.0	0.0
0.0	0.0	0.0	0.0	0.0	0.0

**CANDELA DISTRIBUTION (continued):**

	115°	125°	135°
110°	0.0	0.0	0.0
112.5°	0.0	0.0	0.0
115°	0.0	0.0	0.0
117.5°	0.0	0.0	0.0
120°	0.0	0.0	0.0
122.5°	0.0	0.0	0.0
125°	0.0	0.0	0.0
127.5°	0.0	0.0	0.0
130°	0.0	0.0	0.0
132.5°	0.0	0.0	0.0
135°	0.0	0.0	0.0
137.5°	0.0	0.0	0.0
140°	0.0	0.0	0.0
142.5°	0.0	0.0	0.0
145°	0.0	0.0	0.0
147.5°	0.0	0.0	0.0
150°	0.0	0.0	0.0
152.5°	0.0	0.0	0.0
155°	0.0	0.0	0.0
157.5°	0.0	0.0	0.0
160°	0.0	0.0	0.0
162.5°	0.0	0.0	0.0
165°	0.0	0.0	0.0
167.5°	0.0	0.0	0.0
170°	0.0	0.0	0.0
172.5°	0.0	0.0	0.0
175°	0.0	0.0	0.0
177.5°	0.0	0.0	0.0
180°	0.0	0.0	0.0

